



ROUND BALERS



SIPMA PZ 1832 PRIMA
SIPMA PS 1210 CLASSIC
SIPMA PS 1510 FARMA
SIPMA PS 1211 FARMA PLUS

SIPMA PS 1221 FARMA PLUS
SIPMA PS 1312 POWER CUT
SIPMA PS 1213 FASTER
SIPMA PS 1223 FASTER

VARIABLE CHAMBER ROUND BALER

SIPMA PZ 1832 PRIMA


The new SIPMA PZ 1832 PRIMA variable chamber round baler is designed for harvesting hay, straw and green fodder for hay silage.



 ON-BOARD COMPUTER

 PICKUP WIDTH 2 m

 LAMINATE SHIELDS

 POWER HYDRAULICS SYSTEM

Onboard computer

monitors the performance of the critical baler features, enables control on the process of bale forming from the tractor cab. It allows adjusting the bale diameter and its compaction in three variants: 1) setting uniform compaction for the core and outer layer, 2) for the core and outer layer separately, 3) separately for the core and outer layer and additionally increased compaction during the final bale forming. Furthermore it controls the uniform filling of the chamber, automatically initiates the wrapping, indicates the actual processing operation, the number of produced bales and measures efficiency.

Baling chamber 1

consists of five seamless belts which allow producing the bales from 0.80 to 1.90 m in diameter.

Wide pick-up and rotating feeder 2

significantly increase the transport capacity of the material and efficiency of the harvest.

Laminate press covers

protect mobile elements of the machine and make it look dynamic and modern.

Automatic bale wrapping

with the planned wrapping number.

Shredder 3

features 11 shredding knives. It ensures a higher density of the bales which provides excellent ensilage conditions and improves the harvest economy.

Net wrap and wide tires 4 5

are standard equipment of the baler.

Wide angle PTO shaft with automatic clutch



ensures possibility of working with the machine during turns and protects the machine against damage.

Chamber of the baler made from Domex steel

ensures strength, rigidity of the construction and reliability in use.

Pneumatic brakes


ensure security on the public roads and during work on the mountainous terrain.





FIXED CHAMBER ROUND BALER

SIPMA PS 1210 CLASSIC

Round Baler SIPMA PS 1210 CLASSIC is simple and inexpensive machine which guarantee long and reliable operation.

 PICKUP WIDTH 1,8 m

 LAMINATE SHIELDS

 POWER HYDRAULICS SYSTEM

The chain-type baling chamber 6

with a hydraulic lock ensures an optimum bale mass for hay, straw and the green fodder for hay silage.

A wide range of additional equipment

allows adjusting the machine for custom purposes.

Press clutch (additional equipment)

enables connecting it with bale wrapper SIPMA OS 7531 MAJA, thanks to which, with one driver, we obtained wrapped film, saving time and money.



MODEL		PZ 1832 PRIMA
Pick-up width	mm	2000
Chamber type		belt
Bale dimensions		
bale diameter	mm	900 - 1800
bale width	mm	1200
Number of cutting knives	pcs	11
Power demand	kW (HP)	≥ 73 (100)
Equipment		
PTO shaft with automatic clutch		●
net binder		●
chopping unit		●
electronic control panel		●
wheels (500 / 50 - 17 18 PR(wide tyres)		●
Dimensions		
length	mm	4800
width	mm	2600
height	mm	3000
Weight	kg	3300

● – standard, ○ – additional equipment × – unavailable

Laminate press covers

protect mobile elements of the machine and make it look dynamic and modern.

FIXED CHAMBER ROUND BALER SIPMA PS 1510 FARMA

Round baler SIPMA PS 1510 FARMA is advanced model equipped with the chain-type baling chamber and a hydraulic lock. The loose bale core ensures air permeability of the bales, while the highly compact outer layer protects from water.

 PICKUP WIDTH 1.8 m

 POWER HYDRAULICS SYSTEM



The enlarged baling chamber ⁷

allows producing less bales from the same area, ensures improved efficiency, saves the consumables, and reduces the demand for shipping capacity and storage area. This series presses are designed for collecting hay and straw, however they are not recommended for hay silage due to the large bale mass.

Electronic control panel (additional equipment)

supervises correct work of the press (counting the number of bales, watching over the state of sensor, supervising work efficiency).

The chain chamber

used in this type of balers enables effective harvest of different crops and ensures optimal weight for a bale of hay or straw.

The hydraulic chamber lock

effectively protects the machine against overload.




FIXED CHAMBER ROUND BALERS SIPMA PS 1211 FARMA PLUS ▪ SIPMA PS 1221 FARMA PLUS

These round balers are well-equipped for more demanding customers. The balers are designed especially for those farmers who want high-quality hay silage, but they also perform as well for harvesting hay and straw.

 ON-BOARD COMPUTER

 PICKUP WIDTH 1.8 m

 LAMINATE SHIELDS

 POWER HYDRAULICS SYSTEM



The mechanical baling chamber lock ⁸


enables a higher pressing grade which improves efficiency and quality of the pressed material.

Laminate press covers

protect mobile elements of the machine and make it look dynamic and modern.

The innovative chain-roller design of the baling chamber ⁹

in the round baler SIPMA PS 1221 FARMA PLUS additionally increases the bale pressing grade, which improves the quality of silage and efficiency of operation.



Electronic control panel ¹⁰

enables installation in the tractor's cab and monitoring harvest.


Central chain lubrication ¹¹

reduces the time of service and increases life of driver elements.

Press clutch (additional equipment)

enables connecting it with bale wrapper SIPMA OS 7531 MAJA, thanks to which, with one driver, we obtained wrapped film, saving time and money.



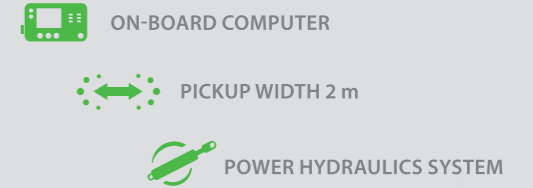


MODEL	PS 1210 CLASSIC	PS 1510 FARMA	PS 1211 FARMA PLUS	PS 1221 FARMA PLUS
Pick-up width	mm	1800	1800	1800
Chamber type	chain	chain	chain	roller-chain
Baling chamber dimension				
width	mm	1200	1200	1200
diameter	mm	1200	1200	1200
Chamber lock	hydraulic	hydraulic	mechanic	mechanic
Power demand	kW (HP)	40 (55)	40 (55)	50 (69)
Equipment				
PTO shaft	●	●	●	●
single twine binder	●	●	●	●
net binder	○	○	○	○
electronic binding device control with a boardcomputer	○	○	●	●
automatic lubrication	○	○	●	●
press clutch	○	×	○	○
wheels 11,5" x 15	●	●	×	×
wheels 400 / 60 – 15,5 (wide tyres)	○	○	●	●
Dimensions				
length	mm	3300	3300	3300
width	mm	2400	2400	2400
height	mm	2200	2200	2200
Weight	kg	2010	2270	2150

● - standard, ○ - additional equipment, × - unavailable

FIXED CHAMBER ROUND BALER SIPMA PS 1312 POWER CUT

The POWER CUT system employed in the round balers shreds the collected material prior to pressing. The fodder processed in round balers equipped with shredding knives is better digested by farm animals and considerably facilitates the process of bale shredding in fodder mixing wagons.



The electronic control panel ¹²

displays the performance of the critical baler features, controls the uniform filling of the chamber, automatically initiates the tying, indicates the actual processing operation, releases the binder brakes which facilitates the tying and shows the number of produced bales.

Automatic bale wrapping



with the planned wrapping number.

The individual knife overload safety

protects the shredder from stones or other foreign body which may damage the unit (the knives simply fold away) – this increases the operating life of the machine.

The 'Non-stop' chain lead and stretch system

(which prevents the chain from stopping during the discharge of bales) increases the operating life of the machine. The reinforced chain design ensures a longer operating life and higher resistance to stress.



MODEL		PS 1312 POWER CUT
Pick-up width	mm	2000
Chamber type		łańcuchowa
Baling chamber dimensions		
width	mm	1200
diameter	mm	1300
Chamber lock		mechanical
Number of cutting knives	pcs	11
Power demand	KW(HP)	66 (90)
Equipment		
PTO shaft		●
single twine binder		●
double twine binder		●
net binder		●
chopping unit		●
electronic binding device control with a board computer		●
automatic lubrication		○
wheels 400 / 60 – 15.5 (wide tyres)		●
Dimensions		
length	mm	3700
width	mm	2700
height	mm	2300
Weight	kg	2895

● – standard, ○ – additional equipment × – unavailable

The 11 shredding knives ¹³

ensure a higher density of the bales – by approx. 15 - 20%, which provides excellent ensilage conditions and improves the harvest economy. The easy knife detach system allows quickly adjusting the cutting length by simply changing the number of blades (with the minimum cutting length of 10 cm). The knives can be hydraulically retracted when shredding is undesired.

The integrated twine and net binder ¹⁴

allows selecting the optimum harvesting method for the given material by choosing between net tying, single twine tying and double twine tying with the infinitely-variable adjustment of the number of winds.

The synchronised mechanical lock ¹⁵

ensures that the both chamber locks engage simultaneously and increases the pressure grade.

The rotating feeding and grinding sub-assembly

greatly increases the ability to transport material and protects the machine from clogging and improves its performance.

The automatic clutch wide-angle shaft

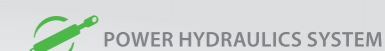
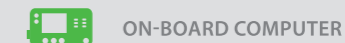
increases the ease of operation, allows tight cornering when turning back without disengaging the machine, and increases its operating life and efficiency.



FIXED CHAMBER ROUND BALERS

SIPMA PS 1213 FASTER ^{NEW PRODUCT} - SIPMA PS 1223 FASTER ^{NEW PRODUCT}

FASTER fixed chamber round balers are a new series of efficient and quick round balers. Thanks to automatic control of binding processes and the application of the innovative solutions of construction assemblies of the harvester and the scraper, great working speed has been obtained and the efficiency of harvesting has increased significantly.



Fixed chain chamber


with the dimensions of 1.2 x 1.2 m in SIPMA PS 1213 FASTER baler, guarantees optimal weight of bales for hay, straw and haylage, and firmly compacted surface layer provides resistance to soaking. Application of a reeling chain prevents stopping the bale in the chamber when harvesting dry and slick material.

Covers of the balers made of laminate ¹⁶

secure movable elements of the machine, giving it, at the same time, dynamic and modern look.

Roll-chain structure of the reeling chamber ¹⁷

1.2 x 1.2 m in SIPMA PS 1223 FASTER enables obtaining increased crushing degree and creates better conditions for silage, at the same time preventing stopping the bale in the chamber when harvesting dry and slick material.



Grouped lubrication points of bearings

limit service time, increase life span of bearings, influence increase in efficiency of harvesting and comfort of baler operation.

Central lubrication of chains 18

limits the service time and increases life span of the drive elements.

Net binding device

protects the bale against unwinding provides considerable shortening of wrapping time and increase in efficiency.

Electronic control with signalling device for filling the chamber

provides work comfort by eliminating the need to observe mechanical indicators on the machine and ensures greater efficiency thanks to automatic control of bale binding processes.

Crushing shaft 19

already at the harvester, initially compacts the material.

Harvester with the width of 1.8 m 20

with divided beams of harvesting fingers shifting with respect to each other ensures even feeding of material. Application of divided beams and two cams reduces load of the harvester, at the same time boosting its life span.

Torsional copying wheels of the harvester, with tyres 21

increase comfort of work at turnarounds and effectively maintain working height of the harvester in wet areas.

Mechanical reeling chamber blockade

relieves the hydraulics of the tractor, increases the crushing degree and provides a significant growth in efficiency of the set.

Wide tyres 22



provide a possibility to work in waterlogged areas and peat bogs.

Possibility of hydraulic lifting of the harvester

when harvesting and at curves or crossings from field to field.

Running speed

up to 12 km/h.



Use of anaphoretic ground coat

provides a great resistance to corrosion, which guarantees durability of the machine.

On-board computer 23

with signalling device for filling the chamber provides comfort of work by eliminating the need to observe mechanical indicators on the machine and ensures greater efficiency thanks to automatic control of bale binding processes.

The computer works on three subprograms: it indicates the currently executed operation, the number of finished bales, operation time down to 1 minute and efficiency. Additionally, it records the number of finished bales from the moment of the first machine activation.

The computer also has a functionality of programming the number of bale wrappings with a net from 1.5 to 5 times. It is done automatically, without the user's intervention.

The adjustable drawbar 24

of the baler allows aggregating balers with tractors having hooks arranged at different heights.



Maximum efficiency of the baler

reaches the level of 45 -55 bales/h.

Articulated-telescopic wide angle shaft

by SIPMA provides operation of the machine without shutdown of the tractor's WOM during turnaround.

Press clutch (additional equipment) 25

enables connection of the baler with wrapping machine SIPMA OS 7531 MAJA, thanks to which in one passage we obtain a bale wrapped in foil, at the same time saving time and money.





MODEL		PS 1213 FASTER	PS 1223 FASTER
Harvester width	mm	1800	1800
Chamber type		chain	roll-chain
Reeling chamber dimensions			
width	mm	1200	1200
diameter	mm	1200	1200
Chamber blockade		mechanical	mechanical
Power demand	kW (HP)	55 (75)	55 (75)
Equipment			
articulated-telescopic wide angle shaft		●	●
net binding device		●	●
electronic binding device control with a board-computer		●	●
automatic lubrication		●	●
press clutch		○	○
wheels 400 / 60 -15.5 (wide tyres)		●	●
Dimensions			
length	mm	3300	3300
width	mm	2400	2400
height	mm	2100	2100
Weight	kg	2200	2285

● – standard, ○ – additional equipment × – unavailable

SIPMA S.A. is a professional producer of the whole range of jointed-telescopic shafts.

Depending on needs shafts may be equipped with unidirectional or safety couplings: frictional, unidirectional frictional, overloading with radial operation of a lifter and with a shear pin.



TWO-YEAR WARRANTY

SIPMA

SIPMA S.A., ul. Budowlana 26, 20-469 Lublin, Poland
tel. (+48) 81 74 45 071, www.sipma.pl

Stamp of SIPMA Dealer



This publication is not an offer as construed by the Civil Code and is prepared for informative purposes only.

The producer reserves the right to introduce changes.



by smartphone